

743

THEORETICAL TEST QUESTIONS FOR THE LEARNER'S LICENCE



MINISTRY OF WORKS AND TRANSPORT

Quality assurance done by The Namibian German Centre for Logistics (Polytechnic of Namibia)

DO NOT TURN THE PAGE BEFORE READING ALL INSTRUCTIONS AND ONLY WHEN TOLD TO DO SO! THEORETICAL KNOWLEDGE OF TRAFFIC MATTERS IS ESSENTIAL FOR SAFE DRIVING. THIS TEST IS GIVEN TO DETERMINE YOUR UNDERSTANDING AND KNOWLEDGE OF TRAFFIC RULES AND REGULATIONS.

INSTRUCTIONS TO ALL APPLICANTS

1. Do not turn the page before:
 - you have read these instructions and
 - the examiner has told you to start
2. This test contains questions on traffic rules, traffic signs and the controls of motor vehicles.
3. Make sure you answer all questions in the test strictly according to the Code of licence for which you have applied for, i.e.

Applicants who applied for a learners licence Code 1 must answer:

1. Section B
2. Section C and
3. Section D

Applicants who applied for a learners licence Code 2 or 3 must answer:

1. Section B
2. Section C and
3. Section E

4. Please make sure you read each question several times before you attempt to answer.
5. Each question has three (3) possible answers i.e. A, B or C. Make sure you choose ONE answer only.
6. You must indicate your answer on the provided answer sheet. This must be done for each question. You do so by using a pencil by shading the circle in the appropriate answer block, as shown below.

EXAMPLE

a	b	c
<input type="radio"/>	<input type="radio"/>	<input checked="" type="radio"/>

7. Please do NOT make any marks on your Test Question Booklet.
8. You are NOT allowed to take any test material or stationary with you when you finish this test.
9. We will now do some examples of answering questions together. The questions that you do in the test must be answered in a similar way.

WAIT! YOU WILL BE INFORMED WHEN TO TURN THIS PAGE OVER

SECTION A *ROAD SIGNS - CONTROL SIGNS

REMEMBER YOU ARE NOT ALLOWED TO TALK OR WHISPER DURING THE TEST!

Your examiner will go through question 1 with you. If you have any problems please raise your hand for help.

Below we will together do some practical examples of questions.

Look at Question 1 below:

QUESTION 1

1. The speed limit for cars and light motor vehicles (not over 9000kg) in an urban area is:
- A. 60km/h
 - B. 80km/h
 - C. 40km/h

Now look at Question 2

2. This sign indicates:



- A. Right of way
- B. Through road
- C. Cul-de-sac

Now do question 3 by yourself.

3. When is it prohibited to overtake?:
- A. On a summit of a rise
 - B. On a public road
 - C. On a narrow road




You will have 60 minutes to complete the test so make sure you manage your time and answer as many questions as you can.

If you takes less than 60 minutes to complete the test, raise your hand and the examiner will collect your test material and stationary.

START THE TEST ON INSTRUCTIONS OF THE EXAMINER

SECTION B - ROAD SIGNS - ALL CODES




4. Which sign means that you should turn left?

- A.  B.  C. 
- A. A
B. B
C. C

5. Which sign means that the road is only for taxis?

- A.  B.  C. 
- A. A
B. B
C. C

6. Which sign shows that you may not turn left at the junction ahead?

- A.  B.  C. 
- A. A
B. B
C. C

7. Which statement is correct?



- A. This road, or portion of road is reserved for tour buses
B. This road, or portion of road is a bus lane and reserved for tour buses
C. This road, or portion of road is reserved for buses X

8. You would most likely find this sign:



- A. At the entrance to a one-way street
- B. At the entrance to a two lane road
- C. At the entrance to a two lane freeway

-
9. Which sign indicates there is a secondary crossroad ahead?



- A. A
- B. B
- C. C

-
10. Which sign indicates a sharp curve?



- A. A
- B. B
- C. C

-
11. Which sign indicates a pedestrian crossing ahead?



- A. A
- B. B
- C. C

12. What should you do if you see this sign?



- A. Be aware of slow trucks ahead
- B. Be aware that heavy vehicles maybe travelling slowly in a low gear
- C. Be aware of steep descent

13. Which sign indicates that the surface of the road is about to change?



- A. A
- B. B
- C. C

14. Which sign indicates that there is a speed bump ahead?



- A. A
- B. B
- C. C

15. Which sign indicates there is a dead end ahead?




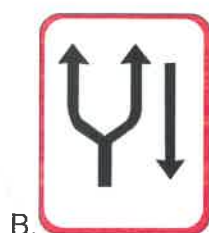
- A. A
- B. B
- C. C

16. When you see this sign you should:



- A. Stop in 150m
- B. Slow down and stop for 150m
- C. Do not stop for the next 150m

17. Which sign indicates an additional lane?




- A. A
- B. B
- C. C

18. Which sign gives pre-advance exit for an arrestor bed?



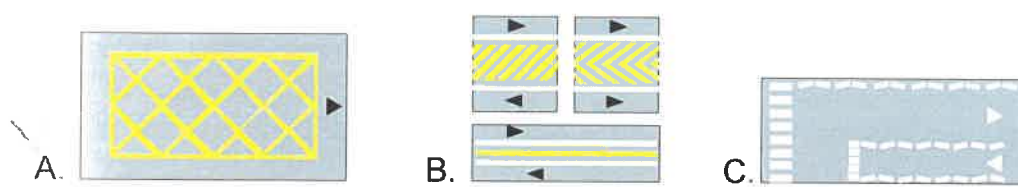
- A. A
- B. B
- C. C

19. Which sign indicates a no through road?



- A. A
- B. B
- C. C

20. Which road marking indicates that you must not enter the area unless your exit is clear?



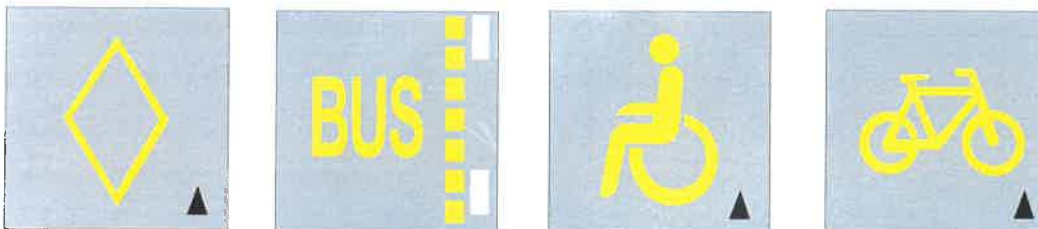
- A. A
- B. B
- C. C

21. How should you react to this road marking?



- A. Stop in the zig zag zone
- B. Do not stop in the zig zag zone
- C. Only stop in the zig zag zone to yield to pedestrians

22. These signs indicate:



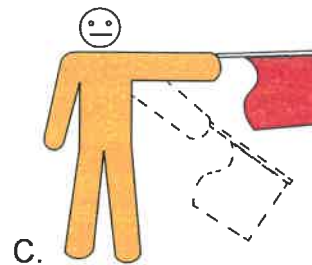
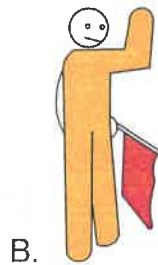
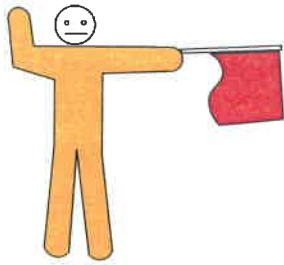
- A. No parking for those indicated
- B. Lane not to be used by those indicated
- C. Lane to be used only by those indicated

23. If this light is flashing, you:



- A. Proceed with caution
- B. Stop the vehicle until it stops flashing
- C. Act as for a four way stop

24. Which flag signal means that you should proceed?



- A. A
B. B
C. C

25. If you see this sign, you should:



- A. Yield right of way to pedestrians crossing the road
B. Not use this road as it is only for pedestrians
C. Stop and help pedestrians crossing the road

26. Which sign shows you to drive in a clockwise manner?



- A. A
B. B
C. C

27. This sign means:



- A. Beware children playing in the road next to a house
B. Vehicles must yield to pedestrians and children
C. Vehicles over 3500kg or more than 10 seats may not enter unless for delivery

28. You would most likely find this sign:




- A. In a parking space
- B. Where there is construction taking place
- C. On a freeway

29. What should you do when you see this sign?



- A. Always stop
- B. Always stop if there are pedestrians on the crossing
- C. Stop and help the pedestrians

30. The marking indicates:






- A. There is an alteration in the roadway ahead
- B. There is left or right turn ahead
- C. There is a T-junction ahead

31. Which sign indicates there is an overhead obstruction above the roadway?



- A. A
- B. B
- C. C

32. Which sign indicates there is a dual lane roadway ahead?

- A. 
- B. 
- C. 

- A. A
B. B
C. C

33. Which sign indicates an advanced route marker?

- A. 
- B. 
- C. 

- A. A
B. B
C. C

34. What colour indicates a tourism direction sign?

- A. Yellow
B. Blue
C. Brown

35. What does this sign mean?




- A. Bus ahead
B. Bus route only
C. Bus stop ahead

36. If you see this sign, you:



- A. Give way to traffic at the junction ahead
- B. Have right of way at the junction ahead
- C. Should proceed to the junction ahead

37. How should you react to this road marking?





- A. Do not drive so that this line is on your right
- B. Do not drive so your vehicle is on the left of the line
- C. Do not drive so any part of your vehicle crosses this line

38. Who may park in a bay with this road marking?



- A. Anyone but those with a disability
- B. Anyone
- C. Only those with disabilities

39. Which road marking indicates there is an arrestor bed ahead?



- A. A
- B. B
- C. C

40. What do these road markings indicate?



- A. Vehicles on the other side of the marking travelling in the same direction
- B. Vehicles on the other side of the marking travelling in the opposite direction
- C. Vehicles may travel in either direction at different times of the day

41. This light means the bus driver:



- A. Proceeds with caution
- B. Stops the vehicle until a green light is displayed
- C. Stops the vehicle until pedestrians have crossed

42. If you approach a flashing green arrow light signal, you should:

- A. Proceed in any direction
- B. Stop until it stops flashing
- C. Proceed only in the direction of the arrow

43. What should you do if you approach a traffic officer making this hand signal?



- A. Stop
- B. Proceed
- C. Proceed right

44. Regulatory command signs are:

- A. Red
- B. Blue
- C. Yellow

45. You are intending to drive straight on at an intersection where this sign is displayed. What are you required to do?



- A. If necessary stop to yield to all vehicles and pedestrians at the intersection
- B. Always stop and yield to all vehicles at the intersection
- C. Slow down at all times and drive carefully.

46. Which vehicles may drive on a public road displaying this sign?



- A. Construction vehicles
- B. Goods vehicles over the displayed weight
- C. Vehicles transporting dangerous goods

SECTION C - RULES - ALL CODES

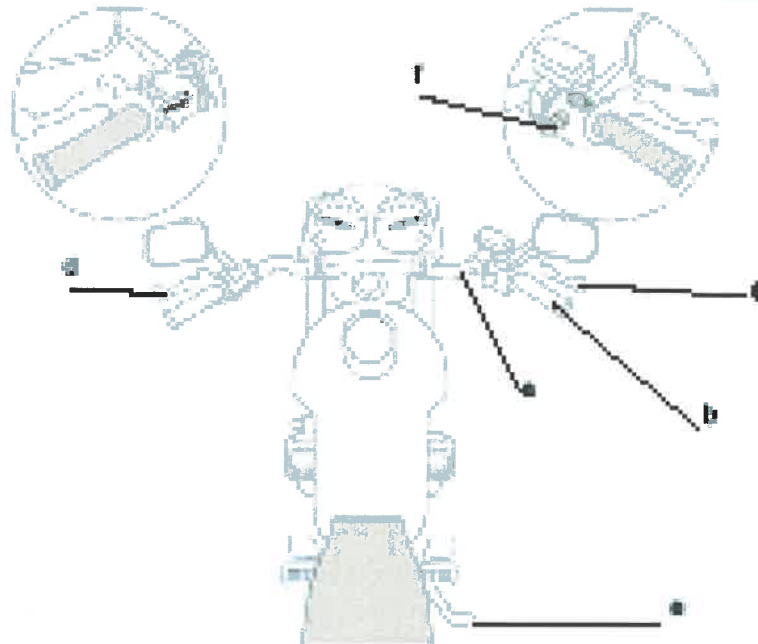
47. The speed limit for cars and light motor vehicles (not over 9000kg) outside an urban area on gravel roads is:
- A. 80km/h
 - B. 100km/h
 - C. 120km/h
-
48. Before beginning to overtake another vehicle, you should:
- A. Check to see if it is safe, sound your horn, move out and overtake
 - B. Check to see if it is safe, signal your intention, move out and overtake
 - C. Check to see if it is safe, slow down to you will have more room, move out and overtake
-
49. It is not safe for you to enter a public road unless;
- A. It can be done without endangering yourself and other drivers
 - B. It can be done without signalling
 - C. It can be done by changing lanes
-
50. When you are turning right from a one way street. Where should you start your turn?
- A. Any position if it is safe to do so
 - B. As close as possible to the right side of the road
 - C. From the middle of the road
-
51. If you are not using a tow bar or a draw bar, what is the speed limit for being towed?
- A. 30km/hour
 - B. 40km/hour
 - C. 50km/hour
-
52. Are you allowed to overtake the State motorcade?
- A. Yes
 - B. No
 - C. Yes, but only in an emergency
-
53. You should not park within what distance from an intersection?
- A. 5m
 - B. 10m
 - C. 15m
-
54. When is it compulsory to stop your vehicle?
- A. When you need to.
 - B. In an emergency
 - C. When involved in an accident
-

55. While driving a vehicle, seatbelts:
- A. Are only needed on long trips
 - B. Must always be worn properly and tightly adjusted
 - C. Are only needed on short trips
-
56. As a driver of a motor vehicle, you may not:
- A. Keep the engine running while filling up with petrol
 - B. Keep the engine running while changing a tyre
 - C. Keep the engine running while stationary
-
57. While driving your vehicle, you may:
- A. Use your cell phone in an emergency
 - B. Hold your cell phone if you are expecting a call
 - C. Neither hold nor use your cellphone
-
58. If you see a school patrol, you must wait until the children:
- A. Reach the right hand side of the crossing
 - B. Are out of sight
 - C. Are off the crossing and the hand held sign is taken away
-
59. A convoy is a:
- A. Procession of vehicles travelling together
 - B. A procession of vehicles following each other
 - C. A queue of vehicles waiting behind each other
-
60. Which of the following statements is correct?
- A. Objects may be placed on a public road
 - B. Objects may not be abandoned on a public road
 - C. Objects which endanger traffic may not be placed on public roads
-
61. When driving a motor cycle the headlights must be on:
- A. All the time
 - B. Only in poor weather conditions
 - C. Between sunset and sunrise and in poor weather conditions
-
62. What is the maximum width of a goods vehicle over 12000kg GVM?
- A. 26m
 - B. 2.6m
 - C. 6.2m

Theoretical Test Questions for the Learner's Licence

63. A load that projects on either side of a bus may not exceed:
- A. 13m
 - B. 31m
 - C. 1.3m ✓
-
64. Any load on a vehicle must:
- A. Be securely fastened in a container
 - B. Be securely projected to the rear
 - C. Be fastened in a container
-
65. The speed limit for goods, articulated and combination vehicles (exceeding 9000 kg GVM) in an urban area is:
- A. 40 km/h
 - B. 50 km/h
 - C. 60 km/h
-
66. What is the maximum speed limit for any vehicle towing another vehicle with a towbar or drawbar on a freeway?
- A. 80 km/h
 - B. 100 km/h
 - C. 120 km/h
-
67. When you are approaching a school, you should:
- A. Slow down
 - B. Slow down and sound your horn
 - C. Maintain your speed and pass safely
-
68. When you are approaching some roadworks, you should:
- A. Start to slow down
 - B. Put your hazard lights on
 - C. Slow down and sound your horn
-
69. If safe, you may overtake another vehicle in front, which is not signalling on an unlaned road:
- A. Only on its right side
 - B. On either side
 - C. Only on its left side
-
70. You may pass on the left side of another vehicle if the vehicle is:
- A. Turning to its left
 - B. Making a U turn
 - C. Turning to its right

SECTION D - MOTOR CYCLES ONLY



71. What is the maximum permissible length of a load that can project to the rear carried by a motorcycle?
- A. 300mm
 - B. 600mm
 - C. 900mm
-
72. A driver of a motorcycle must:
- A. Ride with a sidecar
 - B. Carry two adults
 - C. Not carry more than two adults in the side car
-
73. In the picture above which is the front brake?
- A. a
 - B. b
 - C. c
-
74. Where is the speedometer found on a motorcycle?
- A. On the accelerator
 - B. On the handlebar
 - C. On the clutch

75. The engine cut off switch on a motor cycle is used to:

- A. Stop the engine
 - B. Start the engine
 - C. Engage the engine
-

76. The best way to stop a motorcycle is to apply:

- A. The back brake first and after slowing down apply the front brake
 - B. The front brake first and after slowing down apply the back brake
 - C. The front and back brakes simultaneously
-

77. To start a motor cycle you use:

- A. Kick plate/button
 - B. Kick starter/button
 - C. Foot rest
-

78. When you are riding a motorcycle on a public road, you use the footrest to:

- A. Keep the motorcycle upright
- B. Rest your feet
- C. Kickstart the motorcycle

SECTION E - LIGHT AND HEAVY VEHICLES ONLY



79. In
- A. d
 - B. b
 - C. c
-
80. You are driving at night, with no other cars on the road you should have:
- A. Your hazard lights on
 - B. Your headlights on full beam
 - C. Your headlights on dip
-
81. When you are driving in a vehicle and wish to check your speed, you check the:
- A. Kilometre gauge
 - B. Trip meter
 - C. Speedometer
-
82. When you are driving a manual gear vehicle and need to change gears, you:
- A. Press the brake and then use the gear lever
 - B. Press the accelerator and then use the gear lever
 - C. Press the clutch and then use the gear lever
-
83. To move your vehicle from a stationary position, you should do the following in sequence:
- A. Mirror-start-gear-signal- move
 - B. Start- mirror-signal-gear-move
 - C. Start –gear-mirror-signal-move

Theoretical Test Questions for the Learner's Licence

84. In a manual vehicle, how do you select a gear?

- A. Use the gearbox
 - B. Use the gear lever
 - C. Use the clutch
-

85. You are driving a vehicle past an accident that you were not involved in. You see other people assisting the injured. You should:

- A. Stop and try to help
 - B. Keep driving so there are not too many people helping
 - C. Move the injured out of the way
-

86. What is the maximum permissible width of a bus?

- A. 2.6m
 - B. 6.2m
 - C. 4.5m
-

87. What is the maximum permissible height of an articulated motor vehicle or combination of vehicles?

- A. 4.2m
 - B. 4.3m
 - C. 4.4m
-

88. As a driver of a vehicle, you may not:

- A. Allow your engine to run
 - B. Allow your engine to run while it emits smoke and fumes
 - C. Allow your engine to run while stopped
-

89. You may only drag or spin the wheels of a vehicle on the public road:

- A. With prior approval
 - B. In an emergency
 - C. In a safe vehicle
-

90. When should you have your headlights on when you are driving your vehicle?

- A. All the time
 - B. Only in poor weather conditions
 - C. Between sunset and sunrise and in poor weather conditions
-