

THEORETICAL TEST QUESTIONS FOR THE LEARNER'S LICENCE



MINISTRY OF WORKS AND TRANSPORT

Quality assurance done by The Namibian German Centre for Logistics (Polytechnic of Namibia)

**DO NOT TURN THE PAGE BEFORE READING ALL INSTRUCTIONS AND ONLY WHEN TOLD TO DO SO! THEORETICAL KNOWLEDGE OF TRAFFIC MATTERS IS ESSENTIAL FOR SAFE DRIVING. THIS TEST IS GIVEN TO DETERMINE YOUR UNDERSTANDING AND KNOWLEDGE OF TRAFFIC RULES AND REGULATIONS.**

### INSTRUCTIONS TO ALL APPLICANTS

1. Do not turn the page before:
  - you have read these instructions and
  - the examiner has told you to start
2. This test contains questions on traffic rules, traffic signs and the controls of motor vehicles.
3. Make sure you answer all questions in the test strictly according to the Code of licence for which you have applied for, i.e.

Applicants who applied for a learners licence Code 1 must answer:

1. Section B
2. Section C and
3. Section D

Applicants who applied for a learners licence Code 2 or 3 must answer:

1. Section B
2. Section C and
3. Section E

4. Please make sure you read each question several times before you attempt to answer.
5. Each question has three (3) possible answers i.e. A, B or C. Make sure you choose ONE answer only.
6. You must indicate your answer on the provided answer sheet. This must be done for each question. You do so by using a pencil by shading the circle in the appropriate answer block, as shown below.

### EXAMPLE

a	b	c
<input type="radio"/>	<input type="radio"/>	<input checked="" type="radio"/>

7. Please do NOT make any marks on your Test Question Booklet.
8. You are NOT allowed to take any test material or stationary with you when you finish this test.
9. We will now do some examples of answering questions together. The questions that you do in the test must be answered in a similar way.

**WAIT! YOU WILL BE INFORMED WHEN TO TURN THIS PAGE OVER**

## SECTION A \*ROAD SIGNS - CONTROL SIGNS

**REMEMBER YOU ARE NOT ALLOWED TO TALK OR WHISPER DURING THE TEST!**

Your examiner will go through question 1 with you. If you have any problems please raise your hand for help.

Below we will together do some practical examples of questions.

Look at Question 1 below:

### QUESTION 1

---

1. The speed limit for cars and light motor vehicles (not over 9000kg) in an urban area is:
- A. 60km/h
  - B. 80km/h
  - C. 40km/h

Now look at Question 2

---

2. This sign indicates:



- A. Right of way
- B. Through road
- C. Cul-de-sac

Now do question 3 by yourself.

---

3. When is it prohibited to overtake?:
- A. On a summit of a rise
  - B. On a public road
  - C. On a narrow road

You will have 60 minutes to complete the test so make sure you manage your time and answer as many questions as you can.

---


If you takes less than 60 minutes to complete the test, raise your hand and the examiner will collect your test material and stationary.

**START THE TEST ON INSTRUCTIONS OF THE EXAMINER**

---

## SECTION B - ROAD SIGNS - ALL CODES

4. What should you do if you see this sign?



- A. Turn right
- B. Go straight ahead
- C. Drive in the direction indicated by the arrow

5. What does this sign mean?



- A. Vehicles that are more than 10 tonnes may drive on this road
- B. Vehicles that are less than 10 tonnes may drive on this road
- C. Vehicles that are more than 10 tonnes may not drive on this road

6. Which vehicles may drive on a public road displaying this sign?



- A. Trams
- B. Construction vehicles
- C. Buses

7. What does this sign mean?



- A. Turn around and go back the way you came
- B. Beware, sharp bend ahead
- C. No U-turn allowed

8. You would most likely find this sign when:



- A. Motorcycles are not allowed on this portion of the road
- B. Motorcars are allowed on this portion of the road
- C. Motorcycles only are allowed on this portion of the road

---

9. Which sign indicates the end of the freeway?



A.



B.



C.

- A. A
- B. B
- C. C

---

10. Which sign indicates the end of a dual roadway?



A.



B.



C.

- A. A
- B. B
- C. C

---

11. Which sign indicates a concealed driveway?



A.



B.



C.

- A. A
- B. B
- C. C

12. Which sign indicates a steep ascent or descent ahead?



- A. A
- B. B
- C. C

13. Which sign indicates that the road narrows from one side?



- A. A
- B. B
- C. C

14. This sign means that:



- A. There is a bridge ahead
- B. There is a jetty or river bank ahead
- C. There is a river ahead

15. Which sign indicates that there is an accident ahead?



- A. A
- B. B
- C. C

16. When you see this sign you should be warned that:





- A. For 8 km there are road works
- B. For 8km there are speed humps
- C. For 8km there is a winding road

17. Which sign gives you advance direction of a local feature?



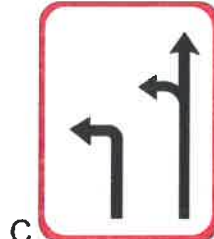
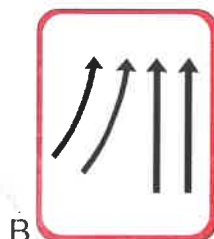
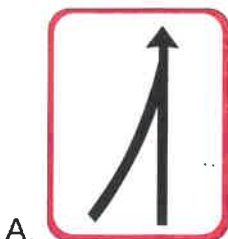
- A. A
- B. B
- C. C

18. Which sign indicates an arrestor bed exit?



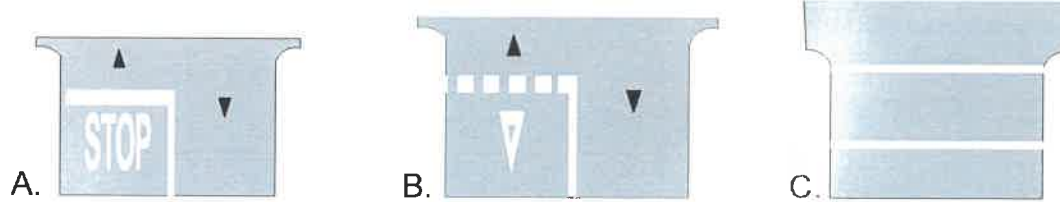
- A. A
- B. B
- C. C

19. Which signs indicates that lanes converge?



- A. A
- B. B
- C. C

20. Which road marking indicates a pedestrian crossing?



- A. A
- B. B
- C. C

21. Which road marking indicates that you must not overtake when you see this line?



- A. A
- B. B
- C. C

22. Which road marking indicates no crossing?



- A. A
- B. B
- C. C

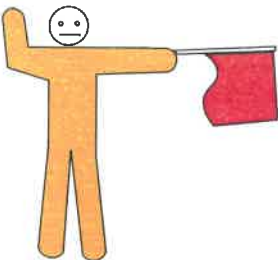
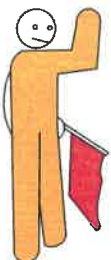

23. What do these arrows indicate?



- A. Decrease in number of lanes ahead
- B. Change in lane direction ahead
- C. Increase in number of lanes ahead



24. Which flag signal means that you should stop?

- A. 
- B. 
- C. 
- A. A
- B. B
- C. C

25. When you see this sign, you should:



- A. Stop and help the pedestrians across the road
- B. Stop and yield to the pedestrians crossing or about to cross the road
- C. Drive slowly until the pedestrians have cleared the crossing

26. Which vehicles may drive on a public road displaying this sign?



- A. Construction vehicles
- B. Goods vehicles over the displayed weight
- C. Vehicles transporting dangerous goods

27. This sign means that:



- A. Animal drawn vehicles may proceed on this road
- B. Animal drawn vehicles may not proceed on this road
- C. Horse riders are not allowed on this road

28. When you see this sign below a regulatory sign, the driver:



- A. Should continue to comply with the regulatory sign
- B. Should not continue to comply with the regulatory sign
- C. Should only comply with the regulatory sign after dark

29. Which sign indicates the beginning of a dual roadway?



- A. A
- B. B
- C. C

30. This sign means:



- A. There is a drift with water ahead
- B. There is a drift with rock outcrops ahead
- C. There is a drift with either water or rock outcrops ahead

31. Which sign indicates there is a portion of the roadway closed to traffic ahead?



- A. A
- B. B
- C. C

32. This sign indicates:



- A. A river name
- B. A geographical location
- C. A national, regional or district border

33. Which sign confirms a route?



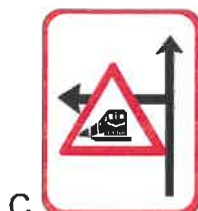
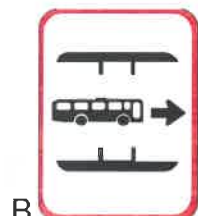
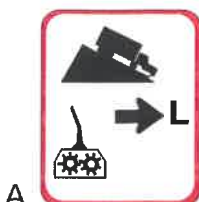
- A. A
- B. B
- C. C

34. Which sign indicates a detour ahead?



- A. A
- B. B
- C. C

35. Which signs indicates public transport?




- A. A
- B. B
- C. C

36. This sign indicates:



- A. A three-way stop
- B. Multi-phase traffic signals
- C. Three traffic signals

37. How should you react to this road marking?




- A. Do not drive so that this line is on your right
- B. Do not drive so that your vehicle is on the left of the line
- C. Do not drive so that any part of your vehicle crosses this line

38. This sign means:





- A. Only motorcycles may proceed
- B. No motorcycles may proceed
- C. Reserved for motorcycles

39. Which road marking indicates there is an escape route ahead?



- A. A
- B. B
- C. C

40. Which road marking indicates a railway crossing?



- A. A
- B. B
- C. C

---

41. This light means you:



- A. Proceed with caution
- B. Stop the vehicle until a green light is displayed
- C. Stop the vehicle until pedestrians have crossed

---

42. If you approach a flashing red arrow light signal, you should:

- A. Stop until the light turns green
- B. Stop and proceed, yielding to all vehicles and pedestrians for whom the light is green
- C. Proceed, yielding to all vehicles and pedestrians for whom the light is green

---

43. Which light indicates that the driver may not proceed in the indicated lane?



- A. A
- B. B
- C. C


44. Regulatory control signs are:

- A. Red
- B. Blue
- C. Yellow


45. If you want to make a right-turn, how will you indicate by using hand signals?

- A. Extend right arm, palm down and move forearm in a circular motion
- B. Extend right arm horizontal to the road, palm forward
- C. Extend right arm, palm forward and move it forward and backwards


46. Which sign indicates that excessive noise is not allowed?

- 

A.



B.



C.

- A. A
- B. B
- C. C

## SECTION C - RULES - ALL CODES

---

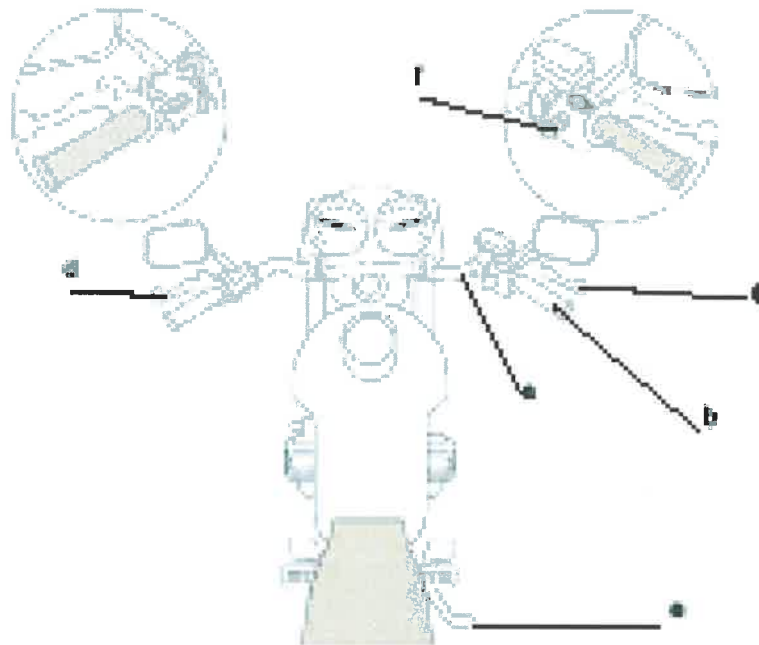
47. The speed limit for cars and light motor vehicles (not over 9000kg) on a freeway is:
- A. 80km/h
  - B. 100km/h
  - C. 120km/h
- 
48. When entering a public road, you should?
- A. Ensure that there are other moving vehicles
  - B. Ensure that there are no other moving vehicles
  - C. Ensure the road is marked
- 
49. If safe, you may overtake another vehicle in front which is not signalling:
- A. On its left side
  - B. On either side
  - C. On its right side
- 
50. When driving around a traffic circle, you should drive:
- A. In an anti-clockwise direction
  - B. In a clockwise direction
  - C. Straight across
- 
51. When may a passenger be in the vehicle being towed?
- A. When the vehicles are travelling at more than 60 km/hour
  - B. When the vehicles are travelling at around 40 km/hour
  - C. When the vehicles are travelling less than 30 km/hour
- 
52. You are prohibited from stopping your vehicle:
- A. Within a parking area
  - B. Within a railway reserved area
  - C. Within the railway reserve at a level crossing
- 
53. You may not park within what distance from a fire hydrant?
- A. 0.5 0.5m
  - B. 1m
  - C. 1.5m
- 
54. When you hear and/or see an emergency vehicle using a siren and/or flashing lights, you should:
- A. Get your vehicle over to the far left of the road and stop
  - B. Stop your vehicle and walk to the far left of the road.
  - C. Speed up to get out of the way.

55. A compulsory stop means:
- A. You must stop your vehicle
  - B. You must slow down your vehicle
  - C. You may stop your vehicle if it is required
- 
56. As a driver of a vehicle, you may not:
- A. Leave your vehicle unattended with the engine running
  - B. Leave your vehicle unattended with the engine turned off
  - C. Leave your vehicle
- 
57. A passenger may not get into or out of a vehicle on a public road unless it is:
- A. Moving
  - B. Stopped
  - C. Reversing
- 
58. When you drive towards people crossing the road. What should you do?
- A. Continue at the same speed and sound the horn
  - B. Stop and give right of way until they have cleared the crossing
  - C. Slow down until they are half way across the crossing and drive on
- 
59. When should you yield for a pedestrian?
- A. If you are driving at 30km/hour
  - B. If the pedestrian is crossing the road at a crossing
  - C. If the pedestrian is waiting at a traffic light
- 
60. Which of the following statements is correct?
- A. Anyone may prevent traffic from moving freely on a public road
  - B. Nobody may prevent traffic from moving freely on a public road
  - C. Traffic may not move freely on a public road
- 
61. Which of the following statements is correct?
- A. Pedal cycles may not be driven on a freeway
  - B. Road maintenance vehicles may not be driven on a freeway
  - C. Heavy Goods Vehicles may not be driven on a freeway
- 
62. What is the maximum permissible length of a bus?
- A. 22m
  - B. 12.5m
  - C. 18m



63. Projections at the front of any vehicle may not exceed:
- A. 3mm
  - B. 30mm
  - C. 300mm ✓
- 
64. How must you indicate a load projecting by more than 150mm at the sides when driving between sunset and sunrise?
- A. Red reflector lamp fitted at the front of the load
  - B. White reflector lamp fitted at the outer edges of the front of the load ✓
  - C. Yellow reflector lamp fitted at the front of the load
- 
65. How must you indicate a load projecting to the rear when driving during the day?
- A. Yellow flag 300mmx300mm
  - B. White flag 300mmx300mm
  - C. Red flag 300mmx300mm
- 
66. The speed limit for goods, articulated and combination vehicles (exceeding 9000 kg GVM) on freeways is:
- A. 80 km/h ✓
  - B. 90 km/h
  - C. 100 km/h
- 
67. What is the speed limit for a tractor in an urban area on a gravel road?
- A. 25 km/h
  - B. 30 km/h
  - C. 35 km/h ✓
- 
68. When you are approaching an intersection controlled by a traffic light, you should:
- A. Apply your brakes fiercely
  - B. Start reducing your speed
  - C. Speed up to get through the intersection
- 
69. You should drive your vehicle on:
- A. On the edge of the road
  - B. On the right side of the left lane on the road
  - C. On the left side of the road
- 
70. When you are overtaking another vehicle, you should:
- A. Flash your headlights to show your intention
  - B. Use your indicator to signal your intention
  - C. Use your hazard lights to warn the other vehicle

## SECTION D - MOTOR CYCLES ONLY



71. What is the maximum permissible width of a load carried by a motorcycle?

- A. 45m
- B. 450mm
- C. 450m

72. When riding a motorcycle, the headlamp must be switched on:

- A. Only at night
- B. At night, in poor weather, during the day
- C. Only in poor weather

73. In the picture above which is the handlebar?

- A. a
- B. b
- C. c

74. You use the throttle to control:

- A. The speed of the motor cycle
- B. The direction of the motor cycle
- C. The braking of the motor cycle

75. To select the gear on a motorcycles, you use:

- A. The gear box
- B. The gear lever
- C. The rear brake

---

76. What do you use to turn on the number plate lamp on a motorcycle?

- A. The headlight on-off switch
- B. The kickstarter
- C. The gear lever

---

77. In the picture above which is the throttle?

- A. A
- B. B
- C. C

---

78. How do you reduce your speed on a motorcycle?

- A. Change gears
- B. Apply the brakes
- C. Use the indicator

## SECTION E - LIGHT AND HEAVY VEHICLES ONLY



79. In the picture above which is the clutch:

- A. d
- B. b
- C. c

80. You are driving your vehicle in fog, you should have:

- A. Your parking lights on
- B. Your hazard lights on
- C. Your headlights on

81. You are driving at night and a car driving towards you has its headlights on full beam. The driver of the car is:

- A. Guilty of bad manners because full beams blind other drivers
- B. A safe driver because full beams light up more of the road
- C. Not obeying the law as lights should be dipped when another vehicle approaches

82. When you are driving a vehicle and want to check the road behind you, you use:

- A. The rear view mirror
- B. The back windscreen
- C. The indicators

83. When you want to keep your vehicle stationary on a hill, you should:

- A. Use only your service brake
- B. Use your parking brake
- C. Use only your accelerator

84. The purpose of the parking brake is to:

- A. Brake the front wheels
- B. Brake the back wheels
- C. Keep the vehicle stationary

85. When involved in a motor vehicle accident, as a driver of the vehicle you should:

- A. Get out of the way
- B. Call an ambulance
- C. Help any injured people

86. What is the maximum permissible length for combination of vehicle consisting of a drawbar and coupling with two trailers?

- A. 20m
- B. 22m
- C. 18m

87. What is the maximum permissible height of a double-decker bus?

- A. Under 4.65m
- B. Under 456m
- C. Under 46.5m

88. A driver of a vehicle must ensure that animals:

- A. Do not get into a public road
- B. Do not get into the vehicle
- C. Do not get onto the roof of the vehicle

89. Excessive noise of a vehicle should be:

- A. Reported to the police
- B. Avoided
- C. Made when necessary

90. Which of the following statements is correct?

- A. No person may be on foot on a freeway
- B. No person may be on foot on a freeway, except in a parking area
- C. No person may be on foot on a freeway, except when making hand signals