

THEORETICAL TEST QUESTIONS FOR THE LEARNER'S LICENCE



MINISTRY OF WORKS AND TRANSPORT

Quality assurance done by The Namibian German Centre for Logistics (Polytechnic of Namibia)

DO NOT TURN THE PAGE BEFORE READING ALL INSTRUCTIONS AND ONLY WHEN TOLD TO DO SO! THEORETICAL KNOWLEDGE OF TRAFFIC MATTERS IS ESSENTIAL FOR SAFE DRIVING. THIS TEST IS GIVEN TO DETERMINE YOUR UNDERSTANDING AND KNOWLEDGE OF TRAFFIC RULES AND REGULATIONS.

INSTRUCTIONS TO ALL APPLICANTS

1. Do not turn the page before:
 - you have read these instructions and
 - the examiner has told you to start
2. This test contains questions on traffic rules, traffic signs and the controls of motor vehicles.
3. Make sure you answer all questions in the test strictly according to the Code of licence for which you have applied for, i.e.

Applicants who applied for a learners licence Code 1 must answer:

1. Section B
2. Section C and
3. Section D

Applicants who applied for a learners licence Code 2 or 3 must answer:

1. Section B
2. Section C and
3. Section E

4. Please make sure you read each question several times before you attempt to answer.
5. Each question has three (3) possible answers i.e. A, B or C. Make sure you choose ONE answer only.
6. You must indicate your answer on the provided answer sheet. This must be done for each question. You do so by using a pencil by shading the circle in the appropriate answer block, as shown below.

EXAMPLE

a	b	c
<input type="radio"/>	<input type="radio"/>	<input checked="" type="radio"/>

7. Please do NOT make any marks on your Test Question Booklet.
8. You are NOT allowed to take any test material or stationary with you when you finish this test.
9. We will now do some examples of answering questions together. The questions that you do in the test must be answered in a similar way.

WAIT! YOU WILL BE INFORMED WHEN TO TURN THIS PAGE OVER

SECTION A *ROAD SIGNS - CONTROL SIGNS

REMEMBER YOU ARE NOT ALLOWED TO TALK OR WHISPER DURING THE TEST!

Your examiner will go through question 1 with you. If you have any problems please raise your hand for help.

Below we will together do some practical examples of questions.

Look at Question 1 below:

QUESTION 1

1. The speed limit for cars and light motor vehicles (not over 9000kg) in an urban area is?
- A. 60km/h
 - B. 80km/h
 - C. 40km/h

Now look at Question 2

2. This sign indicates?



- A. Right of way
- B. Through road
- C. Cul-de-sac

Now do question 3 by yourself.

3. When is it prohibited to overtake?:
- A. On a summit of a rise
 - B. On a public road
 - C. On a narrow road

You will have 60 minutes to complete the test so make sure you manage your time and answer as many questions as you can.

If you takes less than 60 minutes to complete the test, raise your hand and the examiner will collect your test material and stationary.

START THE TEST ON INSTRUCTIONS OF THE EXAMINER

SECTION B - ROAD SIGNS - ALL CODES

4. When you see this sign you should:



- A. Choose one of the four roads ahead
- B. Stop until your road is clear
- C. Stop until all the other vehicles that stopped before you have cleared the intersection

5. This sign means that you should:



- A. Drive no faster than 50km/hour
- B. Drive at least 50km/hour or faster
- C. Drive for 50km

6. Which vehicles may drive on a public road displaying this sign?



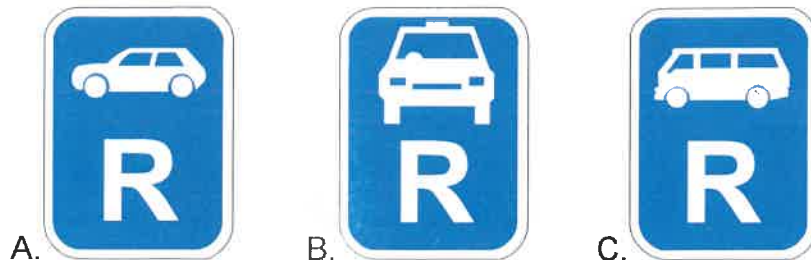
- A. Minibuses
- B. Midibuses
- C. Buses

7. You are most likely to find this sign:



- A. On a one-way street
- B. When parking is not allowed
- C. When overtaking is not allowed

8. Which sign shows that this portion of the road is reserved for taxis?



- A. A
B. B
C. C

9. Which sign shows that this sign applies to motorcycles with an engine size limit?



- A. A
B. B
C. C

10. Which sign indicates there is a side road junction ahead?



- A. A
B. B
C. C

11. What does this sign mean?



- A. There is a winding road ahead
B. There is a hairpin bend ahead
C. There are two sharp curves ahead

12. Which sign indicates possible presence of pedestrians ahead?



- A. A
- B. B
- C. C

13. Which sign indicates that the road narrows from both sides?



- A. A
- B. B
- C. C

14. Which sign indicates that the surface of the soft shoulder is about to change?



- A. A
- B. B
- C. C


15. You are most likely to see this sign:



- A. At road works
- B. Where there are a possibility of loose stones
- C. Where there is a possibility of fallen rocks

Theoretical Test Questions for the Learner's Licence

16. Which sign indicates there is a separation in the road ahead and the driver must go left or right?




- A. A
B. B
C. C

17. This sign indicates:



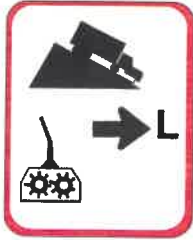
- A. Guinea fowl in the road
B. You are entering an area prone to birds in the road
C. You are entering a conservancy area

18. What does this sign mean?



- A. One lane is closed
B. One lane has an added restriction
C. One lane merges

19. What does this sign mean?



- A. Trucks only ahead
- B. Trucks to engage high gear
- C. Trucks to engage low gear

20. What does this sign indicate?



- A. Countdown to a high speed exit
- B. Countdown to high speed vehicle
- C. Countdown to an exit sign

21. How should you react to this road marking?



- A. Only stop in an emergency
- B. Do not stop next to the line
- C. Park next to the line

22. Which road marking indicates no stopping?



- A. A
- B. B
- C. C

23. What should you do when you approach this marking?



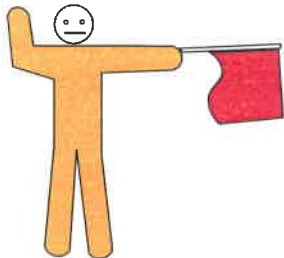
- A. Stop and park
- B. Reduce your speed
- C. Slow down and yield

24. If this light is flashing, you:

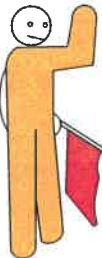


- A. Proceed with caution
- B. Stop the vehicle until it stops flashing
- C. Act as for a four way stop

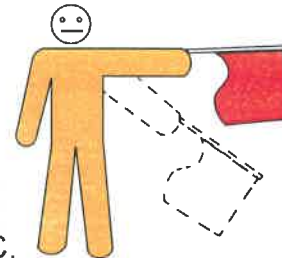
25. Which flag signal means that you should proceed slowly?



A.



B.



C.

- A. A
- B. B
- C. C

26. Which sign means that the road is only for delivery vehicles?:



A.



B.



C.


- A. A
- B. B
- C. C

27. Which sign shows the length limit for the vehicle allowed to drive on the road?



- A. A
B. B
C. C

28. When you see this sign below a regulatory sign, the sign applies:



- A. Only during the daytime
B. Not during the daytime
C. Only during the night-time

29. Which sign indicates there is a priority crossroad ahead?



- A. A
B. B
C. C

30. What does this sign mean?



- A. Beware roadworks
B. Beware animals on the road
C. Beware of any hazard

31. Which sign indicates there is a railway crossing ahead?



- A. A
- B. B
- C. C

32. Which sign indicates a town/city name?



- A. A
- B. B
- C. C

33. Which sign is a tourism route marker?



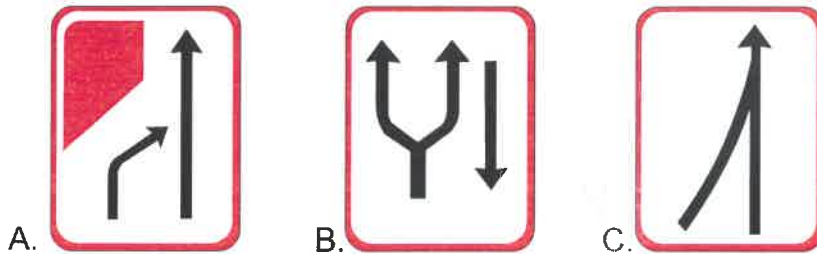
- A. A
- B. B
- C. C

34. Which of the following signs is a stack type advance direction marker?



- A. A
- B. B
- C. C

35. Which sign indicates that lanes merge?




- A. A
- B. B
- C. C

36. What does this sign mean?




- A. Information centre
- B. Tourist information centre
- C. Cul-de sac

37. This sign indicates:




- A. Toll road tariffs
- B. Toll road ahead
- C. Toll road users

38. Who may park in this parking bay?



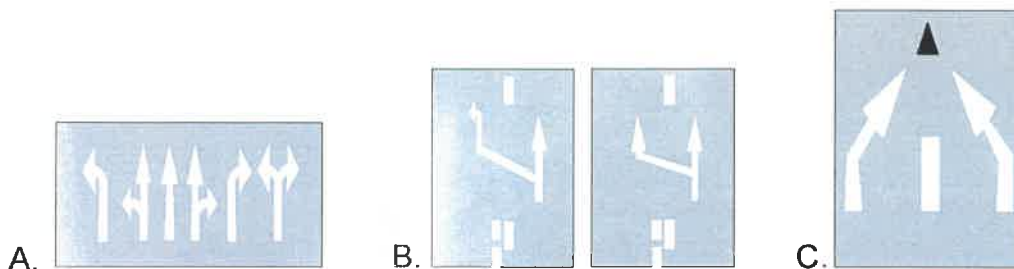
- A. Emergency vehicles only
- B. Anyone who needs to
- C. Only the vehicles indicated

39. What should you do when approaching this sign?




- A. Yield right of way to vehicles on the right
- B. Yield right of way to vehicles on the left
- C. Drive in an anticlockwise direction around

40. Which road marking indicates the end of exclusive use lanes?



- A. A
- B. B
- C. C

41. What do these lines indicate?



- A. The direction in which you must drive
- B. The lanes within which you must drive
- C. Where the kerbs are on the road

42. If you approach a steady red arrow light signal, you should:

- A. Stop until the light turns green
- B. Stop until the light turns yellow
- C. Proceed

43. A steady red man light signals means:



- A. Pedestrians may cross the road
- B. Pedestrians may not cross the road
- C. If the pedestrian has started to cross must turn back

44. What should you do if you see this sign?



- A. Yield to oncoming traffic and drive only when safe
- B. Drive only when it is safe to do so
- C. Yield to oncoming vehicles and pedestrians

45. This hand signal indicates:



- A. You intend to turn right
- B. You are slowing down
- C. You are stopping

46. This sign means that:



- A. There is a bridge ahead
- B. There is a jetty or river bank ahead
- C. There is a river ahead

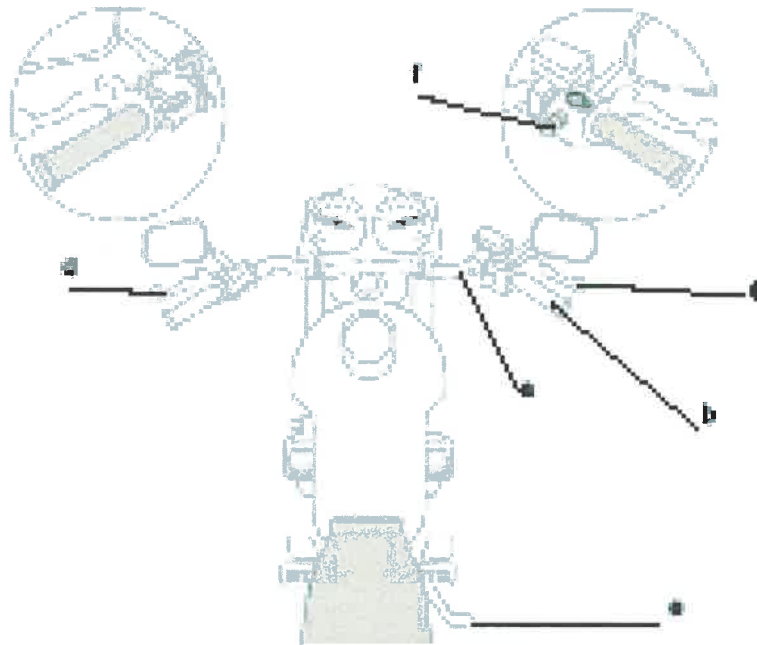
SECTION C - RULES - ALL CODES

47. The speed limit for buses or minibuses on a freeway is:
- A. 80 km/h
 - B. 100 km/h
 - C. 120 km/h
-
48. On a two way road or highway, you should drive your vehicle in:
- A. Right hand lane
 - B. Left hand lane
 - C. Either lane
-
49. A section of the road is marked with double unbroken dividing lines. When is a vehicle allowed to cross these lines?
- A. When there is no traffic coming the other way.
 - B. When there is a slow vehicle ahead
 - C. When there is an obstruction to avoid
-
50. If you want to overtake on the right, how will you indicate by using hand signals?
- A. Extend your right arm, palm turned forward and move it forward and backwards
 - B. Extend your left arm, palm turned forward and move it forward and backwards
 - C. Extend your right arm, palm down and move forearm in a circular motion
-
51. When you are towing another vehicle with a tow rope, chain or tow bar, the distance between the two vehicles should not be more than:
- A. 3 metres
 - B. 3.5 metres
 - C. 4 metres
-
52. If the brakes of a vehicle being towed are not working, it should be connected to the other vehicle with:
- A. A roll bar
 - B. A bull bar
 - C. A tow bar or draw bar
-
53. You should not park your vehicle if it obstructs:
- A. a lamp post
 - B. a private entrance
 - C. a private view
-
54. Which vehicles may stop and park anywhere necessary?
- A. Any, in an emergency
 - B. If necessary Police and Traffic officers in execution of their duties
 - C. Post office officers
-

55. When is it compulsory to stop your vehicle?
- A. When someone requests you to stop.
 - B. When someone leading animals in the road requests you to stop
 - C. When a passenger requests you to stop.
-
56. While driving a vehicle, cell phones:
- A. May be used if it is safe to do so
 - B. May be used in an emergency
 - C. May not be used
-
57. Which of the following statements is correct?
- A. Passengers in a vehicle fitted with airbags are not required to wear a seatbelt
 - B. Seat belts are only required for long trips
 - C. Drivers and passengers in a vehicle need to wear a properly fitted and adjusted seatbelt.
-
58. Which of the following statements is correct?
- A. Vehicles must have a sounding device that is in working order
 - B. Drivers must avoid using sounding devices in vehicles
 - C. Vehicles must not have a sounding device that is in working order
-
59. When you are approaching a pedestrian crossing:
- A. You may not overtake another vehicle stopped in front of you
 - B. You may not signal to the pedestrians
 - C. You may not sound your horn
-
60. A convoy may not travel on a public road:
- A. Between 20:00 on a Friday and 8am on Monday
 - B. Between 18:00 on a Friday and 6am on a Monday
 - C. Between 18:00 on a Friday and 8am on a Monday
-
61. Which vehicles may not be driven on a freeway?
- A. Motor car
 - B. Motorised animal carrier
 - C. Animal drawn vehicle
-
62. What is the maximum permissible length of a motor vehicle?
- A. 12.5m
 - B. 13.5m
 - C. 18.5m

63. A load that projects on either side of a motor vehicle may not exceed?
- A. 12.5m
 - B. 1.25m ✓
 - C. 1.3m
-
64. Goods carried on any vehicle that project to the rear may not exceed?
- A. 1.8m
 - B. 1.8mm
 - C. 18m
-
65. How must you indicate a load projecting by more than 300mm to the rear when driving between sunset and sunrise?
- A. Yellow reflector lamp
 - B. White reflector lamp
 - C. Red reflector ✓
-
66. The speed limit for goods, articulated and combination vehicles (exceeding 9000 kg GVM) outside an urban area on tarred road is:
- A. 60 km/h
 - B. 80 km/h ✓
 - C. 100 km/h
-
67. What is the maximum speed limit for any vehicle towing another vehicle without a towbar or drawbar on any road?
- A. 25 km/h
 - B. 30 km/h ✓
 - C. 35 km/h
-
68. What is a stopping distance?
- A. Braking distance
 - B. Reaction distance + braking distance
 - C. Reaction distance + slowing speed
-
69. When the first rains fall after a dry spell, you should drive:
- A. Faster than the speed limit to reduce the oil on the road
 - B. Slower than the speed limit to avoid obstacles on the road
 - C. With reduced speed as the road may be slippery with oil ✓
-
70. When being overtaken by another vehicle, you should:
- A. Accelerate until the other vehicle has passed
 - B. Slow down to let the other vehicle pass
 - C. Drive on the far left of the road ✓

SECTION D - MOTOR CYCLES ONLY



71. A load projecting to the front when carried on a motorcycle may not exceed:

- A. 6m
- B. 600m
- C. 600mm

72. When must a passenger or driver of a motorcycle wear a protective helmet?

- A. Always
- B. Never
- C. When it is necessary

73. A driver of a motorcycle on a public road needs to ensure that:

- A. Feet are on a footrest
- B. Heads are on a headrest
- C. Passengers are comfortable

74. In the picture above which is the rear brake?

- A. d
- B. e
- C. c

75. What do you use a clutch for, on a motorcycle?

- A. To change direction
- B. To engage the engine
- C. To disengage the engine

76. The indicators on a motorcycle are used to:

- A. Indicate the direction of movement
- B. Direct the motorcycle
- C. Change direction of the motorcycle

77. If someone has been killed or injured in an accident, you may:

- A. Not move the vehicles
- B. Move the vehicles
- C. Move the vehicle that caused the accident

78. To see behind on a motorcycle, you use:

- A. The rear brake
- B. The mirror
- C. The indicator

SECTION E - LIGHT AND HEAVY VEHICLES ONLY



79. In the picture above which is the steering wheel?

- A. a
- B. e
- C. b

80. The ignition switch is used to turn on:

- A. The lights
- B. The engine
- C. Indicators

81. You are driving at night with other cars on the road, you should have:

- A. Your headlights on dip
- B. Your headlights on full beam
- C. Your parking lights on

82. The safe way to stop the vehicle is to:

- A. Press the clutch and then the brake
- B. Press the brake and then the clutch
- C. Press the brake and clutch simultaneously

83. When driving slow and want to speed up, you:

- A. Use the speedometer
- B. Press the accelerator
- C. Press the clutch

84. The purpose of the service brake is to:
- A. Stop the vehicle
 - B. Stop the engine
 - C. Stop the gearbox
-
85. What is the first thing you must do as a driver of a vehicle that is involved in an accident?
- A. Call an ambulance
 - B. Stop the car
 - C. Drive to the nearest police station
-
86. What is the maximum permissible length of an articulated motor vehicle (or combination of vehicle and semi-trailer)?
- A. 12.5m
 - B. 13.5m
 - C. 18.5m
-
87. What is the maximum permissible width of a motor vehicle?
- A. 25m
 - B. 5.2m
 - C. 2.5m
-
88. If your vehicle breaks down, a driver may not:
- A. Push the vehicle
 - B. Push the vehicle on the road
 - C. Push the vehicle on the sidewalk
-
89. Which of the following statements is correct?
- A. A driver may use a cell phone in the vehicle if the cell phone stays fixed to the vehicle while the phone is in use.
 - B. A driver may use a cell phone in the vehicle if the vehicle is being driven
 - C. A driver may use a cell phone if calling another driver
-
90. Which vehicles may be driven on a freeway?
- A. Motor cycle
 - B. Tractor
 - C. Animal drawn vehicle